

Manufactured for Immuno-Biological Laboratories Inc.
(IBL-America)
8201 Central Avenue, NE, Suite P
Minneapolis, MN 55432
Tel: 763-780-2955
Toll Free: 1-888-523-1246




Instructions for use

Norepinephrine (Urine) RIA

¹²⁵I – Radioimmunoassay for the quantitative determination of
Noradrenaline (Norepinephrine) in urine.
For in-vitro diagnostic use only.

REF

IB88172



IVD

200 kBq

Noradrenaline Urine RIA

1. **Intended use**

¹²⁵I – Radioimmunoassay for the quantitative determination of Noradrenaline (Norepinephrine) in urine.
For in-vitro diagnostic use only.

1.1 **Principle of the test**

Noradrenaline (norepinephrine) is extracted by using a cis-diol- specific affinity gel, acylated and then converted enzymatically.

The assay procedure follows the basic principle of radioimmunoassay, involving competition between a radioactive and a non-radioactive antigen for a fixed number of antibody binding sites. The amount of ¹²⁵I-labelled antigen bound to the antibody is inversely proportional to the analyte concentration of the sample. When the system is in equilibrium, the antibody bound radioactivity is precipitated with a second antibody in the presence of polyethylene glycol. The precipitate is counted in a gamma counter. Quantification of unknown samples is achieved by comparing their activity with a reference curve prepared with known standards.

2. **Advice on handling the test**

2.1 **Reliability of the test results**

In order to assure a reliable evaluation of the test results it must be conducted according to the instructions included and in accordance with current rules and guidelines (GLP, RILIBÅK, etc.). Special attention must be paid to control checks for precision and correctness during the test; the results of these control checks have to be within the norm range. In case of significant discrepancies between the pre-set assay characteristics of this test and the actual results please contact the manufacturer of the test kit for further instructions.

2.2 **Complaints**

In case of complaints please submit to the manufacturer a written report containing all data as to how the test was conducted, the results received and a copy of the original test printout. Please contact the manufacturer to obtain a reclamation form and return it completely filled in to the manufacturer.

2.3 **Warranty**

This test kit was produced according to the latest developments in technology and subjected to stringent internal and external quality control checks. Any alteration of the test kit or the test procedure as well as the usage of reagents from different charges may have a negative influence on the test results and are therefore not covered by warranty. The manufacturer is not liable for damages incurred in transit.

2.4 **Disposal**

Residual substances and/or all remaining chemicals, reagents and ready for use solutions, are special refuse. The disposal is subject to the laws and regulations of the federation and the countries. About the removal of special refuse the responsible authorities or refuse disposal enterprises inform. The disposal of the kit must be made according to the national official regulations. Legal basis for the disposal of special refuse is the cycle economic- and waste law.

The appropriate safety data sheets of the individual products are available on the homepage. The safety data sheets correspond to the standard: ISO 11014-1.

2.5 **Interference**

Do not mix reagents and solutions from different lots. Consider different transport and storage conditions. Inappropriate handling of test samples or deviations from the test regulation can the results affect. Use no kit components beyond the expiration date. Avoid microbiological contamination of the reagents and the washing water. Consider incubation periods and wash references.

2.6 **Precautions**

Observe the incubation periods and washing instructions. Never pipette by mouth and avoid contact of reagents and specimens with skin. No smoking, eating or drinking in areas where samples or kit test tubes are handled. When working with kit components or samples, always wear protective gloves and wash your hand thoroughly as soon as you have finished the work. Avoid spraying of any kind. Avoid any skin contact with reagents. Use protective clothing and disposable gloves. All steps have to be performed according to the protocol. Optimal test results are only obtained when using calibrated pipettes. Sodium azide could react with lead and copper tubes and may form highly explosive metal azide. When clearing up, rinse thoroughly with large volumes of water to prevent such formation.

This kit contains ¹²⁵Iodine (half life: 60 days), emitting ionizing X- (28 keV) and G- (35.5 keV) radiations.

The radioactive material may be received, acquired, possessed, and used only by physicians, veterinarians in the practice of veterinary medicine, clinical laboratories or hospitals and only for in vitro clinical or laboratory tests not involving internal or external administration of the material, or the radiation there from, to human beings or animals. Its receipt, acquisition, possession, use, and transfer

are subject to the regulations and a general license of the U.S. Nuclear Regulatory Commission or of a State with which the Commission has entered into an agreement for the exercise of regulatory authority. In no case the product must be administered to humans or animals.

All radioactive handling should be executed in a designated area, away from regular passage. A log book for receipt and storage of radioactive materials must be kept in the lab. Laboratory equipment and glassware, which could be contaminated with radioactive substances, should be segregated to prevent cross contamination of different radioisotopes.

Any radioactive spills must be cleaned immediately in accordance with the radio safety procedures. The radioactive waste must be disposed of following the local regulations and guidelines of the authorities holding jurisdiction over the laboratory. Adherence to the basic rules of radiation safety provides adequate protection.

All reagents of this testkit which contain human or animal serum or plasma have been tested and confirmed negative for HIV I/II, HbsAg and HCV by FDA approved procedures.

All reagents, however, should be treated as potential biohazards in use and for disposal.

er the laboratory. Adherence to the basic rules of radiation safety provides adequate protection.

3. **Storage and stability**

The reagents should be stored at 2 - 8 °C. Do not use components beyond the expiration date shown on the kit labels. Do not mix various lots of any kit component within an individual assay.

4.1 **Contents of the kit**

BA E-0030	WASH-CONC 50x	Wash Buffer Concentrate	1 x 20 mL	concentrate, dilute content with dist. water to a final volume of 1000 mL
BA R-0035	PREC-REAG	Precipitating Reagent	1 x 22 mL	ready for use, goat anti-rabbit serum in PEG phosphate buffer. <i>Mix thoroughly before use!</i>
BA R-0050	ADJUST-BUFF	Adjustment Buffer	1 x 4 mL	ready for use
BA R-0220	¹²⁵ I NAD NMN	¹²⁵I – Noradrenaline - Normetanephrine	1 x 5.5 mL	activity < 200 kBq, ready for use, red coloured, yellow screw cap
BA R-6210	AS NAD	Noradrenaline-Antiserum	1 x 5.25 mL	from rabbit, ready for use, yellow coloured, yellow screw cap
BA R-6611	ACYL-BUFF	Acylation Buffer	1 x 20 mL	ready for use
BA R-6612	ACYL-REAG	Acylation Reagent	1 x 3 mL	ready for use
BA R-6614	COENZYME	Coenzyme	1 x 4 mL	ready for use, S-adenosyl-L-methionine
BA R-6615	ENZYME	Enzyme	4 x 1 mL	lyophilized, contains the enzyme catechol-O-methyltransferase
BA R-7601	STANDARD A	Standard A	1 x 4 mL	ready for use
BA R-7602	STANDARD B	Standard B	1 x 4 mL	ready for use
BA R-7603	STANDARD C	Standard C	1 x 4 mL	ready for use
BA R-7604	STANDARD D	Standard D	1 x 4 mL	ready for use
BA R-7605	STANDARD E	Standard E	1 x 4 mL	ready for use
BA R-7606	STANDARD F	Standard F	1 x 4 mL	ready for use
BA R-7617	TE-BUFF	TE Buffer	1 x 6 mL	ready for use
BA R-7618	EXTRACT-PLATE 96	Extraction Plate	1 x 96 wells	coated with boronate affinity gel
BA R-7626	RELEASE-BUFF	Release Buffer	1 x 20 mL	ready for use, yellow coloured, contains 0.025 M HCl
BA R-7651	CONTROL 1	Control 1	1 x 4 mL	ready for use
BA R-7652	CONTROL 2	Control 2	1 x 4 mL	ready for use

4.2 **Additional materials and equipment required but not provided in the kit**

- Calibrated variable precision micropipettes (e.g. 1-10 µL / 10-100 µL / 100-1 000 µL)
- Conical tubes and suitable rack
- Suitable device for aspirating or decanting
- Plate shaker (shaking amplitude 3mm; approx. 600 rpm)
- Centrifuge capable of at least 3 000 x g
- Gamma counter, - Vortex mixer, - Absorbent material (paper towel), - Distilled water

5. **Sample collection and storage**

Urine

Spontaneous urine or 24-hour urine, collected in a bottle cont. 10-15 mL of 6 M HCl.

Storage: for longer period (up to 6 months) at -20°C. Avoid exposure to direct sunlight.

6. **Test procedure**

Allow all reagents – with the exception of Precipitating Reagent - to reach room temperature and mix thoroughly by gentle inversion before use. Number the assay tubes accordingly. Duplicates are recommended.

⚠ *Pipetted liquids should not adhere to the wall of the RIA tubes. If necessary please centrifuge the tubes for 1 minute at 500xg to spin down adhering liquids.*

6.1 **Preparation of reagents**

Enzyme solution

Reconstitute the content of the vial labelled 'Enzyme' with 1 mL distilled water and mix thoroughly. Add 0.3 mL of Coenzyme followed by 0.7 mL of Adjustment Buffer. The total volume of the enzyme solution is 2.0 mL.

⚠ *The enzyme solution has to be prepared freshly prior to the assay (not longer than 10 - 15 minutes in advance). Discard after use!*

Wash Buffer

Dilute the 20 mL Wash Buffer Concentrate with distilled water to a final volume of 1000 mL.

Storage: up to 2 months 2-8°C

6.2 **Derivatisation (extraction, acylation and O-methylation)**

1.	Pipette 25 µL of standards , 25 µL of controls , and 25 µL of urine samples into the respective wells of the Extraction Plate .
2.	Pipette 50 µL of TE Buffer into all wells.
3.	Shake 15 min at RT (20-25°C) on an orbital shaker (approx. 600 rpm).
4.	Discard or aspirate the contents of the wells and wash each well 3 times thoroughly with 300 µL Wash Buffer . Blot dry by tapping the inverted plate on absorbent material.
5.	Pipette 100 µL of Acylation Buffer into all wells.
6.	Pipette 25 µL of Acylation Reagent into all wells.
7.	Shake 15 min at RT (20-25°C) on an orbital shaker (approx. 600 rpm).
8.	Discard or aspirate the contents of the wells and wash each well 3 times thoroughly with 300 µL Wash Buffer . Blot dry by tapping the inverted plate on absorbent material.
9.	Pipette 150 µL of Release Buffer into all wells.
10.	Shake 5 min at RT (20-25°C) on an orbital shaker (approx. 600 rpm).
11.	Pipette 50 µL of enzyme solution (<i>prepared freshly prior to assay, refer to 6.1</i>) into all wells.
12.	Shake 30 min at RT (20-25°C) on an orbital shaker (approx. 600 rpm). ⚠ Do not decant the supernatant thereafter!

The following volumes of the eluate are needed for the subsequent RIA:

Noradrenaline	25 µL
----------------------	--------------

6.3 Noradrenaline RIA

1. Pipette 25 µL of Release Buffer into the tubes for the NSB .
2. Pipette 25 µL of the derivatized standards, controls, and samples into the respective tubes.
3. Pipette 50 µL of the ¹²⁵I Noradrenaline into all tubes .
4. Pipette 50 µL of Noradrenaline-Antiserum into all tubes (except totals and NSB) ; mix thoroughly
5. Cover tubes. Incubate for 60 minutes at RT (20-25°C) on an orbital shaker (approx. 600 rpm).
6. Mix the chilled (2 - 8 °C) Precipitating Reagent thoroughly, pipette each 200 µL into all tubes (except totals) , and mix on a vortex.
7. Incubate for 15 minutes at 2 - 8 °C .
8. Centrifuge for 15 minutes at 3 000 x g , if possible in a refrigerated centrifuge.
9. Decant or aspirate the supernatant carefully (except totals) . Blot the tubes dry and leave them upside for 2 minutes.
10. Count all tubes for 1 minute in a gamma counter.

7. Calculation of results

Standard	Concentration of the standards					
	A	B	C	D	E	F
Noradrenaline (ng/mL)	0	7.5	22.5	75	300	1 200
Noradrenaline (nmol/L)	0	44.3	133	443	1 773	7 092
Conversion:	Noradrenaline (ng/mL) x 5.91 = Noradrenaline (nmol/L)					

Subtract the mean cpm of the non-specific binding NSB from the mean cpm of standards, controls and samples.

The calibration curve from which the concentrations in the samples can be taken is obtained by using the percentage of (B-NSB)/(B0-NSB) measured for the standards (linear, y-axis) against the corresponding concentrations (logarithmic, x-axis).

Use non-linear regression for curve fitting (e.g. spline, 4- parameter, akima).

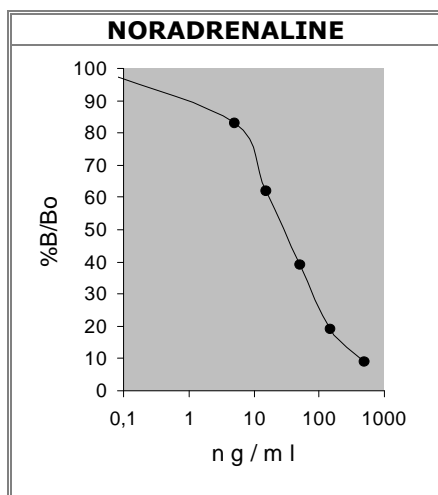
The concentrations of the samples and the controls can be read directly from the standard curve.

7.1 Quality control

It is recommended to use control samples according to state and federal regulations. Use controls at both normal and pathological levels. The kit controls and/or other commercially available controls should fall within established confidence limits. The confidence limits of the kit controls are printed on the QC-report.

7.2 Typical calibration curves

⚠ Examples. Do not use for calculation!



8. Assay characteristics

Expected values		Noradrenaline
	Urine	< 90 µg/day (535 nmol/day)

Analytical Sensitivity (Limit of Detection)		Mean signal (Zero-Standard) - 2SD
	Urine	Noradrenaline 1.7 ng/mL


Analytical Specificity (Cross Reactivity)	Substance	Cross Reactivity (%)
	Derivatized Adrenaline	0.14
	Derivatized Noradrenaline	100
	Derivatized Dopamine	0.2
	Metanephrine	< 0.003
	Normetanephrine	0.48
	3-Methoxytyramine	< 0.003
	3-Methoxy-4-hydroxyphenylglycol	0.01
	Tyramine	< 0.003
	Phenylalanine, Caffeinic acid, Homovanillic acid, Tyrosine, L-Dopa, 3-Methoxy-4-hydroxymandelic acid	< 0.003

Precision							
Intra-Assay				Inter-Assay			
		Range (ng/mL)	CV (%)			Range (ng/mL)	CV (%)
Noradrenaline	Urine	17.8 - 126	7.2	Noradrenaline	Urine	18.6 - 117	8.9













Linearity			Range (ng/mL)	Serial dilution up to	Range (%)
	Noradrenaline	Urine	16.2 - 155	1:16	98 - 102

Recovery			Mean (%)	Range (%)	% Recovery after spiking
	Noradrenaline	Urine	102	96 - 111	

Method comparison versus HPLC	Noradrenaline	Urine	HPLC = 1.453 x RIA + 0.008	r ² = 0.978

 **For updated literature, information about clinical significance or any other information please contact your local supplier.**

Symbols:

	Storage temperature		Manufacturer		Contains sufficient for <n> tests
	Expiry date		Batch code		For in-vitro diagnostic use only!
	Consult instructions for use		Content		CE labelled
	Caution		Catalogue number		For research use only!