

Discover the new **FUNCTIONAL & QUANTITATIVE FACTOR P ASSAYS**

INCREASING RESOLUTION IN THE AMPLIFICATION LOOP

Continuing the legacy of Wieslab® Functional Complement ELISAs, the Factor P functional and quantitative assays provide tools for studying the prevalence and functionality of properdin.

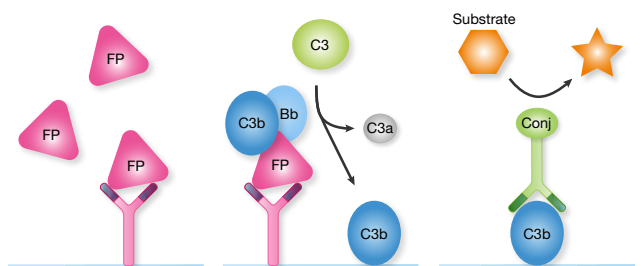
Svar Complement Factor P assays have been designed to provide fast, accurate, and reproducible results in studies directed toward properdin and the amplification loop.

The Svar properdin assays are high-quality enzyme-linked immunoassays which utilize the same non-inhibitory capture antibodies, allowing accurate quantification prior to functional assessment – a great way to ensure that the functional results can be directly related to the properdin in the sample.

- High reproducibility & consistent results
- Easy sample handling
- Strip-based ELISA
- Highly specific – low cross-reactivity

The capture antibody used in the Factor P assays is not inhibitory - Properdin retains its function when bound to the ELISA plate, enabling you to study its function.

They are flexible and easy-to-use assays in a 96-well ELISA format, allowing increased resolution to your Properdin and AP amplification loop studies.




Graphic representation of how the functional properdin assay works



Quick assay time

Quantitative & functional assessment within a single day



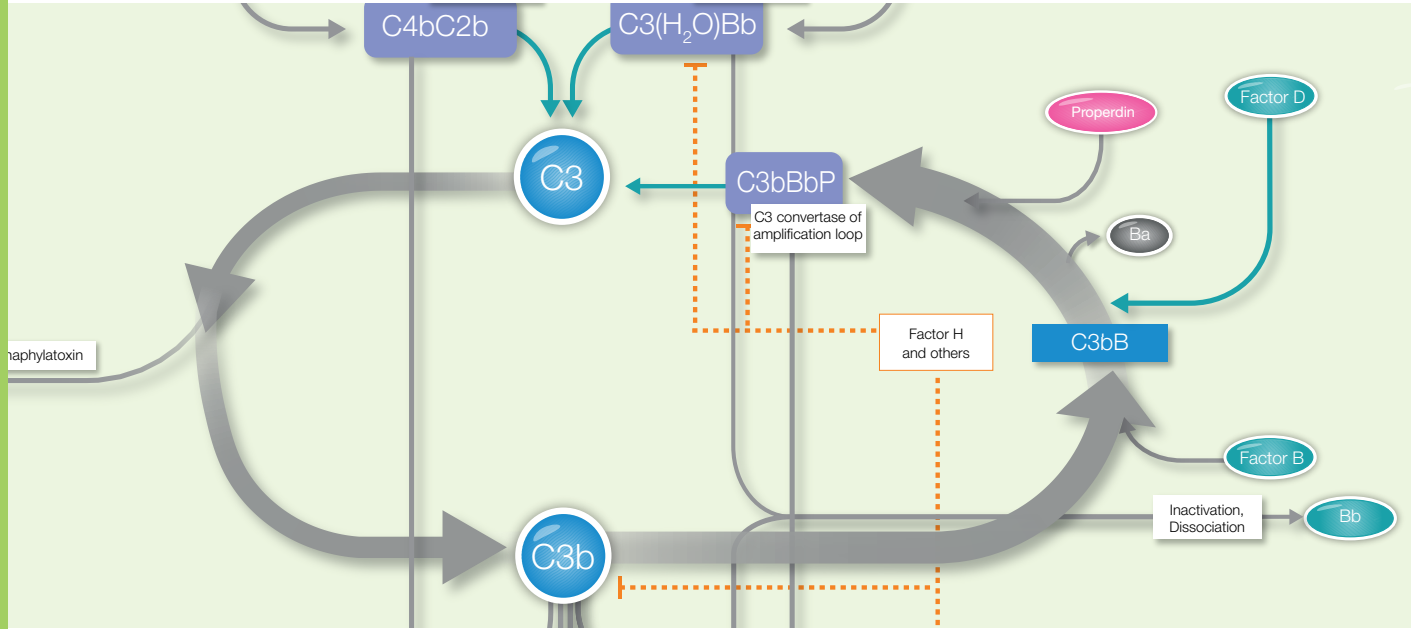
High-quality ELISA

Svar's ELISA kits are made in ISO 13485 compliance



Versatile format

Run the number of samples you need, when you need to.



Increase the resolution of your amplification loop Investigations with Svar's new Factor P assays

Functional assays have played a large role in determining disease cause, and even diagnosis, in patients suffering from health conditions driven by complement dysfunction.

Properdin (or Factor P) is the only known positive regulator of the Complement Alternative Pathway, inhibiting Factor H mediated convertase dissociation and C3b inactivation, as well as stabilizing C3 and C5 convertases. **The Functional (FPF) and Quantitative (FPQ) Factor P assays** can be used to determine if Alternative Pathway (AP) downregulation is caused by Properdin deficiency or dysfunction - providing a higher resolution of results than a standard AP functional assay.

Complement Factor P Functional Assay – the first of its kind for functional assessment of Properdin

The central role of Properdin in complement regulation modulation makes it an interesting target for research as well as for development of complement targeting drugs.

The non-inhibitory capture antibody in Svar's novel functional assay provides an opportunity to assess the stabilizing effect of this complement protein, and to assess the activity of the C3-convertase which assembles on the captured properdin in vitro.

Product Name	Quantitative Factor P Assay	Functional Factor P Assay
Catalogue No.	COMPLFPQRUO	COMPLFPFRUO
Regulatory Status	RUO	RUO
Assay type	Biomarker assay/sandwich ELISA	Functional assay/modified ELISA
Plates	Strip-based ELISA	Strip-based ELISA
Assay Range	0-200 ng/mL	0-200% activity
Calibration curve	6-point calibration	200 ng/mL Reference
Assay time	60+30+30 min	60+90+60+30 min
Shelf-life	12 month	12 month

Distributed by:



Immuno-Biological Laboratories, Inc.
8201 Central Ave NE, Suite P
Minneapolis, MN 55432

Toll-Free: 888-523-1246
Email: info@IBL-America.com
Web: www.IBL-America.com

